

“We have made great advances in providing infrastructure for this growing recreational activity and can offer clients a complete service from conceptual design to ‘on-the-ground’ completion.”

Below: Red-graded MTB downhill trail at Billinge Wood, Witton Country Park, Blackburn, Lancashire.



Case Study 2

Billinge Wood Trails, Witton Country Park, Blackburn, Lancashire

Client: Blackburn with Darwen Council

The Witton Country Park MTB trail on Billinge Hill descends approximately 50m over a distance of 700m. Red-graded, the trail contains 60 turns along its length and is suitable for riders with a reasonable experience of mountain biking ability on technical and difficult terrain.

Designed to be a highly sustainable track the wear and tear of erosional forces created by cyclists was accommodated using advanced trail design techniques. The distribution and type of turns control the maximum speed riders can attain and therefore limit braking and erosion hot spots. This control of speed also minimises risk to riders themselves and other woodland users. Wherever possible the trail uses existing exposed sections of gritstone and sandstone bedrock. Boulders were inlaid into sections where high wear could be predicted. Drainage was carefully planned and implemented to avoid any standing water on, or adjacent to, the track.

A Complete Package

The combined expertise of Architrail, Capita Symonds and DMS provides clients with:

- expert planning, feasibility advice and accurate costing
- innovative and creative trail design
- in-depth knowledge and experience of sensitive protected landscape issues
- quality construction and high sustainability
- a dedicated, passionate and multi-disciplinary team

If you have a specific MTB Trail project that you wish to discuss please contact us.

Telephone: 01729 840088 Email: mtb@dinsdale.co.uk

Dinsdale Moorland Services Limited
Deepdale Head, Wigglesworth, Skipton
North Yorkshire
BD23 4RH

Tel: 01729 840088 Fax: 01729 840259
Email: moorland@dinsdale.co.uk
www.dinsdale.co.uk

Mountain Bike Trail Design & Build



9 & 10. Excavation and groundworks in progress; 11. The downhill trail provides a challenging and exciting route whilst using advance design techniques to control maximum speed of riders.



Mountain Bike Trail Design & Build



Family-friendly route, fast flowing single track or the ultimate downhill experience - we can design and build a sustainable trail of your choice.

A Unique Partnership


Working together in what we believe is a unique partnership of specialists, each experts in their own field, Dinsdale Moorland Services (DMS) is at the forefront of UK MTB project construction in difficult and sensitive locations.

As a partnership we recognise that MTB trail design is becoming an ever more complex and involved process. Land managers now require an understanding of the wider site context, the exploration of a wide variety of issues and constraints and the provision of more inclusive facilities. Similarly, the approvals process requires the understanding and input of a number of specialists and consultation with a range of statutory bodies. To ensure the highest level of professional service and the best possible solutions can be offered to our clients DMS has joined forces with two of the UK's leading companies in MTB trail design and recreational activity management:

- **Architrail** - with over 10 years experience in mountain bike track design and construction, company founder Phil Saxena is arguably the world's most experienced mountain bike trail designer. Architrail is well known for its creative ability and has used stages such as the UCI Mountain Bike World Cup to research and develop the science and art of trail building whilst keeping rider safety a paramount concern. Phil and his team have pioneered many new trail features and building techniques and favour a hands on approach to track design. Mountain biking is an evolving sport and as such, we recognise that building and testing tracks are important factors in evaluating



CAPITA SYMONDS



1. 4 cross world championship track at Val-di-Sole in Italy, completed in 2008;
2. Jump track at Weston-Super-Mare.

existing track designs and improving future ones. With Architrail, Phil combines his MTB trail design experience with forward thinking business practices in order to raise standards in UK trail centres in the same way he has pushed the top level of the sport for nearly a decade.

- **Capita Symonds** - one of the UK's largest multi-disciplinary consultancies Capita Symonds provides a broad range of professional services covering the design, engineering, construction, infrastructure and property markets. Its Countryside & Heritage Management Service provides specialist input into a wide variety of access and recreation-based projects. In particular it has worked with Sustrans on urban fringe based multi-user routes and networks and with Natural England and the Forestry Commission on a number of trail networks and national trails including the Pennine Bridleway. Its work includes feasibility, design and implementation and it offers experts in Countryside Management, Public Rights of Way, Cycle Network Development, Planning, Ecology and GIS.

Experts in Trail Building

As part of this unique partnership and through its clear understanding of the requirements of the client and end user DMS has built a strong reputation in the design, construction and development of numerous MTB trails across the UK including family-friendly routes, pump tracks and skills parks.

Utilising its extensive, 'on-the-ground' practical experience combined with an innovative approach to the use and



3. Berm construction at a 4 cross track, Afan, South Wales;
4. On-site construction of timber boardwalks in the Skills Area at Haldon Forest Park, Exeter.

adaption of machinery in challenging environments DMS has completed many trail projects, most recently a 2km XC trail in Blackburn and a 5km section of red MTB route over very difficult terrain in the Kielder Forest. It has also worked on countless access tracks and multi user routes in the north of England and it is considered the industry leader in this particular field. The access to this expertise and accurate build cost estimates gives clients confidence in the outputs of any feasibility report.

The team at DMS has a close working relationship with the trail designer and is fully immersed and passionate about the MTB industry. We ride all trail centres in the UK as well as our own local trails, from woodland to moorland and two members of the wider team are riders of an international standard. DMS fully supports the mountain biking industry and has been present at IMBA conferences. In 2010 Architrail, Capita Symonds and DMS were sponsors of the Scottish Mountain Bike Conference in Perth.

Case Study 1

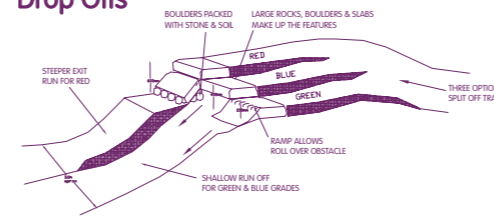
Skills Area & Pump Trail, Haldon Forest Park, Exeter, Devon
Client: Forestry Commission England

DMS designed and built a Pump Trail and a large Skills Area at the Haldon Forest Park near Exeter. The two areas were purposely designed to help cyclists develop new off-road skills, with numerous features incorporated to suit a wide range of ages and abilities.

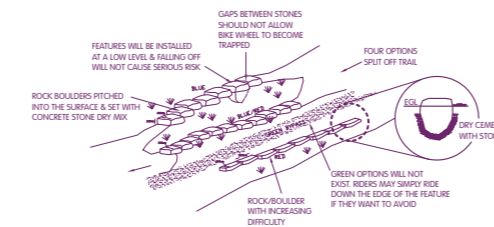


5. Pump Track at Haldon Forest Park, Exeter.
6. Newly constructed jump section in the Pump Trail Area;
7. Haldon Forest North Shore;
8. The Pump Trail is designed to accommodate riders of all abilities.

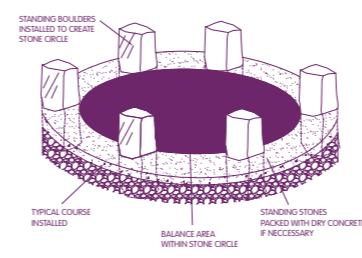
Drop Offs



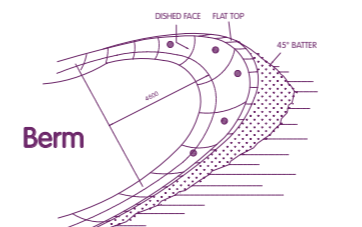
Stone Skinnies / Balance Beam



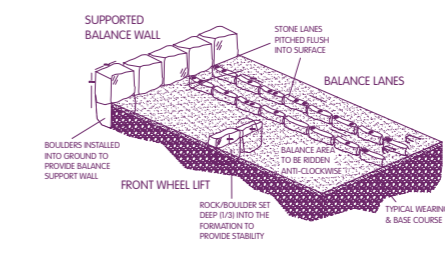
Free Standing Balance Circle



Berm



Balance Zone



Rock Causeway

